

Cotton Dresses

Specialized Report for Italy Cotton Apparel Imports

Units: Pieces

All values in actual Euros (\$1 = € 0.73 approx.)

Based on December 2010 Italy Imports


Data for Year-to-date December 2010

Source: International Development Systems Trade Monitoring Service



| Source | Total Trade | | | Total Value | | | Year-to-date December 2010 | | |
|------------------|-------------|-----------|---------|-------------|------------|---------|----------------------------|-------------|-------|
| | 2010 | 2009 | Change | 2010 | 2009 | Change | Market Share Total | Unit Values | |
| | | | | | | | | 2010 | 2009 |
| World | 7,094,913 | 6,291,998 | 12.76 | 87,674,667 | 70,664,007 | 24.07 | 100.00 | 12.36 | 11.23 |
| Asia | 3,254,998 | 2,809,495 | 15.86 | 38,948,276 | 29,853,206 | 30.47 | 45.88 | 11.97 | 10.63 |
| NAFTA | 7,631 | 3,355 | 127.45 | 150,979 | 70,661 | 113.67 | 0.11 | 19.78 | 21.06 |
| North Africa | 468,981 | 532,050 | -11.85 | 8,612,236 | 8,955,055 | -3.83 | 6.61 | 18.36 | 16.83 |
| South America | 19,170 | 23,926 | -19.88 | 508,956 | 350,580 | 45.18 | 0.27 | 26.55 | 14.65 |
| South Asia | 2,768,693 | 2,442,180 | 13.37 | 27,239,832 | 22,269,682 | 22.32 | 39.02 | 9.84 | 9.12 |
| United States | 18,657 | 7,613 | 145.07 | 953,610 | 497,962 | 91.50 | 0.26 | 51.11 | 65.41 |
| 1 China (PRC) | 3,005,575 | 2,592,599 | 15.93 | 35,912,523 | 27,307,585 | 31.51 | 42.36 | 11.95 | 10.53 |
| 2 India | 1,806,091 | 1,477,651 | 22.23 | 20,579,232 | 16,862,037 | 22.04 | 25.46 | 11.39 | 11.41 |
| 3 Bangladesh | 767,092 | 711,351 | 7.84 | 4,008,877 | 3,312,020 | 21.04 | 10.81 | 5.23 | 4.66 |
| 4 Turkey | 388,660 | 292,158 | 33.03 | 7,188,140 | 4,871,186 | 47.56 | 5.48 | 18.49 | 16.67 |
| 5 Tunisia | 367,599 | 423,998 | -13.30 | 6,657,848 | 6,296,807 | 5.73 | 5.18 | 18.11 | 14.85 |
| 6 Sri Lanka | 125,611 | 176,959 | -29.02 | 2,164,879 | 1,710,881 | 26.54 | 1.77 | 17.23 | 9.67 |
| 7 Morocco | 96,617 | 107,022 | -9.72 | 1,911,774 | 2,634,478 | -27.43 | 1.36 | 19.79 | 24.62 |
| 8 Thailand | 80,477 | 90,815 | -11.38 | 701,729 | 655,533 | 7.05 | 1.13 | 8.72 | 7.22 |
| 9 Indonesia | 79,476 | 63,341 | 25.47 | 959,198 | 885,768 | 8.29 | 1.12 | 12.07 | 13.98 |
| 10 Pakistan | 52,587 | 63,757 | -17.52 | 238,364 | 296,299 | -19.55 | 0.74 | 4.53 | 4.65 |
| 11 Albania | 41,734 | 27,238 | 53.22 | 536,668 | 364,421 | 47.27 | 0.59 | 12.86 | 13.38 |
| 12 Moldova | 32,553 | 29,151 | 11.67 | 647,567 | 579,088 | 11.83 | 0.46 | 19.89 | 19.87 |
| 13 Serbia | 32,473 | 26,032 | 24.74 | 859,249 | 686,365 | 25.19 | 0.46 | 26.46 | 26.37 |
| 14 Vietnam | 30,830 | 24,056 | 28.16 | 442,894 | 219,774 | 101.52 | 0.43 | 14.37 | 9.14 |
| 15 Cambodia | 26,410 | 1,613 | 1537.32 | 340,513 | 13,579 | 2407.64 | 0.37 | 12.89 | 8.42 |
| 16 Macedonia | 19,342 | 11,032 | 75.33 | 444,283 | 244,704 | 81.56 | 0.27 | 22.97 | 22.18 |
| 17 United States | 18,657 | 7,613 | 145.07 | 953,610 | 497,962 | 91.50 | 0.26 | 51.11 | 65.41 |
| 18 Nepal | 17,312 | 12,462 | 38.92 | 248,480 | 88,445 | 180.94 | 0.24 | 14.35 | 7.10 |
| 19 Philippines | 14,756 | 10,050 | 46.83 | 239,848 | 92,963 | 158.00 | 0.21 | 16.25 | 9.25 |
| 20 Croatia | 14,004 | 64,023 | -78.13 | 266,984 | 1,072,548 | -75.11 | 0.20 | 19.06 | 16.75 |

| Source | Total Trade | | | Total Value | | | Year-to-date December 2010 | | |
|-----------------------|-------------|--------|--------|-------------|---------|--------|----------------------------|-------------|--------|
| | 2010 | 2009 | Change | 2010 | 2009 | Change | Market Share | Unit Values | |
| | | | | | | | Total | 2010 | 2009 |
| 21 Peru | 8,949 | 19,670 | -54.50 | 146,575 | 263,366 | -44.35 | 0.13 | 16.38 | 13.39 |
| 22 Bosnia-Hercegovina | 8,617 | 2,430 | 254.61 | 149,113 | 58,421 | 155.24 | 0.12 | 17.30 | 24.04 |
| 23 Korea | 8,080 | 3,006 | 168.80 | 97,466 | 71,233 | 36.83 | 0.11 | 12.06 | 23.70 |
| 24 Mexico | 7,631 | 3,355 | 127.45 | 150,979 | 70,661 | 113.67 | 0.11 | 19.78 | 21.06 |
| 25 Syria | 5,499 | 3,873 | 41.98 | 62,845 | 58,576 | 7.29 | 0.08 | 11.43 | 15.12 |
| 26 Brazil | 5,409 | 2,410 | 124.44 | 278,712 | 68,287 | 308.15 | 0.08 | 51.53 | 28.33 |
| 27 Hong Kong | 5,173 | 13,208 | -60.83 | 146,236 | 397,502 | -63.21 | 0.07 | 28.27 | 30.10 |
| 28 Switzerland | 4,937 | 1,954 | 153 | 829,099 | 375,627 | 120.72 | 0.07 | 167.94 | 192.23 |
| 29 Egypt | 4,765 | 1,030 | 363 | 42,614 | 23,770 | 79 | 0 | 9 | 23 |
| 30 Ukraine | 4,044 | 5,292 | -24 | 41,378 | 63,717 | -35 | 0 | 10 | 12 |
| 31 Bolivia | 4,013 | 140 | 2,766 | 53,092 | 2,003 | 2,551 | 0 | 13 | 14 |



Men's & Boys' Denim Trousers

Specialized Report for Italy Cotton Apparel Imports

Units: Pieces

All values in actual Euros (\$1 = € 0.73 approx.)


Based on December 2010 Italy Imports

Data for Year-to-date December 2010

Source: International Development Systems Trade Monitoring Service



| Source | Total Trade | | | Total Value | | | Year-to-date December 2010 | | |
|------------------|-------------|------------|--------|-------------|-------------|--------|----------------------------|-------------|-------|
| | 2010 | 2009 | Change | 2010 | 2009 | Change | Market Share Total | Unit Values | |
| | | | | | | | | 2010 | 2009 |
| World | 19,718,129 | 17,112,038 | 15.23 | 206,684,916 | 163,363,136 | 26.52 | 100.00 | 10.48 | 9.55 |
| Asia | 3,436,542 | 3,531,833 | -2.70 | 26,391,748 | 25,238,556 | 4.57 | 17.43 | 7.68 | 7.15 |
| NAFTA | 283,834 | 213,022 | 33.24 | 5,127,010 | 3,980,359 | 28.81 | 1.44 | 18.06 | 18.69 |
| North Africa | 6,557,080 | 5,253,505 | 24.81 | 100,429,768 | 78,231,111 | 28.38 | 33.25 | 15.32 | 14.89 |
| South America | 59,836 | 76,178 | -21.45 | 780,463 | 911,464 | -14.37 | 0.30 | 13.04 | 11.96 |
| South Asia | 5,408,632 | 4,640,883 | 16.54 | 27,151,651 | 20,857,273 | 30.18 | 27.43 | 5.02 | 4.49 |
| United States | 64,766 | 16,513 | 292.21 | 2,807,300 | 625,777 | 348.61 | 0.33 | 43.35 | 37.90 |
| 1 Tunisia | 5,259,705 | 4,175,560 | 25.96 | 81,134,524 | 63,677,852 | 27.41 | 26.67 | 15.43 | 15.25 |
| 2 Bangladesh | 3,708,211 | 2,949,121 | 25.74 | 16,212,812 | 11,620,895 | 39.51 | 18.81 | 4.37 | 3.94 |
| 3 China (PRC) | 3,391,113 | 3,437,233 | -1.34 | 25,073,887 | 23,576,957 | 6.35 | 17.20 | 7.39 | 6.86 |
| 4 Pakistan | 1,619,278 | 1,591,428 | 1.75 | 10,338,339 | 8,310,391 | 24.40 | 8.21 | 6.38 | 5.22 |
| 5 Albania | 1,471,285 | 1,574,492 | -6.55 | 7,712,340 | 7,882,521 | -2.16 | 7.46 | 5.24 | 5.01 |
| 6 Turkey | 1,398,143 | 795,303 | 75.80 | 26,574,492 | 16,170,775 | 64.34 | 7.09 | 19.01 | 20.33 |
| 7 Morocco | 1,077,258 | 757,921 | 42.13 | 16,460,188 | 11,299,377 | 45.67 | 5.46 | 15.28 | 14.91 |
| 8 Tajikistan | 627,850 | 549,074 | 14.35 | 4,118,916 | 3,183,215 | 29.39 | 3.18 | 6.56 | 5.80 |
| 9 Mexico | 283,688 | 213,022 | 33.17 | 5,118,621 | 3,980,359 | 28.60 | 1.44 | 18.04 | 18.69 |
| 10 Mauritius | 232,950 | 313,567 | -25.71 | 2,557,290 | 3,789,518 | -32.52 | 1.18 | 10.98 | 12.09 |
| 11 Egypt | 220,117 | 320,024 | -31.22 | 2,835,056 | 3,253,882 | -12.87 | 1.12 | 12.88 | 10.17 |
| 12 Macedonia | 146,136 | 109,724 | 33.19 | 1,811,433 | 1,334,818 | 35.71 | 0.74 | 12.40 | 12.17 |
| 13 India | 81,143 | 99,157 | -18.17 | 600,500 | 912,702 | -34.21 | 0.41 | 7.40 | 9.20 |
| 14 United States | 64,766 | 16,513 | 292.21 | 2,807,300 | 625,777 | 348.61 | 0.33 | 43.35 | 37.90 |
| 15 Colombia | 48,738 | 51,246 | -4.89 | 581,083 | 525,646 | 10.55 | 0.25 | 11.92 | 10.26 |
| 16 Japan | 17,613 | 16,925 | 4.06 | 1,075,650 | 914,497 | 17.62 | 0.09 | 61.07 | 54.03 |
| 17 Indonesia | 13,711 | 63,924 | -78.55 | 99,377 | 534,660 | -81.41 | 0.07 | 7.25 | 8.36 |
| 18 Switzerland | 12,843 | 10,191 | 26.02 | 950,868 | 744,875 | 27.65 | 0.07 | 74.04 | 73.09 |
| 19 Peru | 10,880 | 24,932 | -56.36 | 197,995 | 385,818 | -48.68 | 0.06 | 18.20 | 15.47 |



Men's and Boy's Knit Shirts

Specialized Report for Italy Cotton Apparel Imports

Units: Pieces

All values in actual Euros (\$1 = € 0.73 approx.)


Based on December 2010 Italy Imports

Data for Year-to-date December 2010

Source: International Development Systems Trade Monitoring Service



| Source | Total Trade | | | Total Value | | | Year-to-date December 2010 | | |
|-----------------------|-------------|------------|--------|-------------|-------------|--------|----------------------------|-------------|-------|
| | 2010 | 2009 | Change | 2010 | 2009 | Change | Market Share Total | Unit Values | |
| | | | | | | | | 2010 | 2009 |
| World | 36,690,657 | 32,792,163 | 11.89 | 186,934,125 | 158,639,644 | 17.84 | 100.00 | 5.09 | 4.84 |
| Asia | 12,506,776 | 10,606,907 | 17.91 | 71,894,375 | 57,959,945 | 24.04 | 34.09 | 5.75 | 5.46 |
| NAFTA | 145 | 300 | -51.67 | 6,068 | 3,020 | 100.93 | 0.00 | 41.85 | 10.07 |
| North Africa | 1,215,434 | 1,317,417 | -7.74 | 9,246,913 | 8,971,740 | 3.07 | 3.31 | 7.61 | 6.81 |
| South America | 672,160 | 441,312 | 52.31 | 5,543,195 | 3,900,015 | 42.13 | 1.83 | 8.25 | 8.84 |
| South Asia | 18,366,250 | 16,568,161 | 10.85 | 59,849,535 | 50,731,274 | 17.97 | 50.06 | 3.26 | 3.06 |
| United States | 11,028 | 2,043 | 439.79 | 179,567 | 80,498 | 123.07 | 0.03 | 16.28 | 39.40 |
| 1 Bangladesh | 15,030,772 | 13,703,062 | 9.69 | 41,681,077 | 35,842,773 | 16.29 | 40.97 | 2.77 | 2.62 |
| 2 China (PRC) | 10,355,497 | 8,364,239 | 23.81 | 60,965,548 | 46,790,515 | 30.29 | 28.22 | 5.89 | 5.59 |
| 3 Turkey | 2,986,775 | 2,674,331 | 11.68 | 33,977,658 | 29,433,717 | 15.44 | 8.14 | 11.38 | 11.01 |
| 4 India | 2,124,227 | 2,144,449 | -0.94 | 10,373,706 | 9,857,351 | 5.24 | 5.79 | 4.88 | 4.60 |
| 5 Tunisia | 995,011 | 1,174,132 | -15.26 | 8,294,586 | 8,303,291 | -0.10 | 2.71 | 8.34 | 7.07 |
| 6 Sri Lanka | 858,730 | 490,725 | 74.99 | 6,684,218 | 4,263,714 | 56.77 | 2.34 | 7.78 | 8.69 |
| 7 Peru | 617,418 | 405,958 | 52.09 | 5,059,887 | 3,515,656 | 43.92 | 1.68 | 8.20 | 8.66 |
| 8 Indonesia | 532,341 | 546,337 | -2.56 | 2,553,552 | 2,562,373 | -0.34 | 1.45 | 4.80 | 4.69 |
| 9 Thailand | 418,586 | 613,931 | -31.82 | 2,903,603 | 3,672,909 | -20.95 | 1.14 | 6.94 | 5.98 |
| 10 Vietnam | 411,653 | 314,808 | 30.76 | 1,638,048 | 1,379,286 | 18.76 | 1.12 | 3.98 | 4.38 |
| 11 Pakistan | 352,521 | 229,925 | 53.32 | 1,110,534 | 767,436 | 44.71 | 0.96 | 3.15 | 3.34 |
| 12 Philippines | 327,469 | 376,269 | -12.97 | 1,939,700 | 1,880,575 | 3.14 | 0.89 | 5.92 | 5.00 |
| 13 Mauritius | 310,580 | 344,832 | -9.93 | 2,460,648 | 2,866,119 | -14.15 | 0.85 | 7.92 | 8.31 |
| 14 Moldova | 274,723 | 303,674 | -9.53 | 1,811,577 | 1,836,937 | -1.38 | 0.75 | 6.59 | 6.05 |
| 15 Albania | 273,685 | 399,373 | -31.47 | 1,021,353 | 1,588,262 | -35.69 | 0.75 | 3.73 | 3.98 |
| 16 Laos | 268,520 | 243,394 | 10.32 | 835,187 | 775,680 | 7.67 | 0.73 | 3.11 | 3.19 |
| 17 Egypt | 206,092 | 135,041 | 52.61 | 893,151 | 548,371 | 62.87 | 0.56 | 4.33 | 4.06 |
| 18 Cambodia | 137,075 | 100,186 | 36.82 | 605,998 | 410,017 | 47.80 | 0.37 | 4.42 | 4.09 |
| 19 Malaysia | 39,889 | 15,675 | 154.48 | 303,461 | 102,352 | 196.49 | 0.11 | 7.61 | 6.53 |
| 20 Bolivia | 31,591 | 14,465 | 118.40 | 242,007 | 122,269 | 97.93 | 0.09 | 7.66 | 8.45 |
| 21 Brazil | 22,890 | 14,405 | 58.90 | 230,740 | 178,803 | 29.05 | 0.06 | 10.08 | 12.41 |
| 22 Bosnia-Herzegovina | 22,811 | 30,535 | -25.30 | 207,381 | 266,247 | -22.11 | 0.06 | 9.09 | 8.72 |



Men's & Boy's Trousers and Shorts

Specialized Report for Italy Cotton Apparel Imports

Units: Pieces

All values in actual Euros (\$1 = € 0.73 approx.)

Based on December 2010 Italy Imports

Data for Year-to-date December 2010

Source: International Development Systems Trade Monitoring Service



| Source | Total Trade | | | Total Value | | | Year-to-date December 2010 | | |
|---------------|-------------|------------|--------|-------------|-------------|--------|----------------------------|-------------|-------|
| | 2010 | 2009 | Change | 2010 | 2009 | Change | Market Share Total | Unit Values | |
| | | | | | | | | 2010 | 2009 |
| World | 77,544,472 | 70,525,508 | 9.95 | 653,902,523 | 555,950,676 | 17.62 | 100.00 | 8.43 | 7.88 |
| Asia | 28,625,807 | 27,334,697 | 4.72 | 200,696,009 | 181,670,323 | 10.47 | 36.92 | 7.01 | 6.65 |
| NAFTA | 358,812 | 260,376 | 37.81 | 6,635,170 | 4,884,056 | 35.85 | 0.46 | 18.49 | 18.76 |
| North Africa | 13,860,170 | 12,434,321 | 11.47 | 204,047,418 | 172,499,902 | 18.29 | 17.87 | 14.72 | 13.87 |
| South America | 140,959 | 141,820 | -0.61 | 1,814,816 | 1,861,092 | -2.49 | 0.18 | 12.87 | 13.12 |
| South Asia | 23,369,624 | 20,106,692 | 16.23 | 123,811,164 | 99,859,942 | 23.98 | 30.14 | 5.30 | 4.97 |
| United States | 78,282 | 33,371 | 134.58 | 3,311,745 | 1,200,293 | 175.91 | 0.10 | 42.31 | 35.97 |
| 1 China (PRC) | 27,553,791 | 25,628,790 | 7.51 | 190,032,466 | 167,616,352 | 13.37 | 35.53 | 6.90 | 6.54 |
| 2 Bangladesh | 15,912,052 | 13,317,436 | 19.48 | 75,106,977 | 58,475,310 | 28.44 | 20.52 | 4.72 | 4.39 |
| 3 Tunisia | 11,104,519 | 9,748,055 | 13.92 | 165,120,519 | 136,210,936 | 21.22 | 14.32 | 14.87 | 13.97 |
| 4 Albania | 4,636,670 | 4,488,546 | 3.30 | 29,753,841 | 25,232,582 | 17.92 | 5.98 | 6.42 | 5.62 |
| 5 Pakistan | 3,408,303 | 3,305,530 | 3.11 | 21,795,423 | 18,354,303 | 18.75 | 4.40 | 6.39 | 5.55 |
| 6 Turkey | 3,302,865 | 2,463,825 | 34.05 | 56,507,076 | 43,770,556 | 29.10 | 4.26 | 17.11 | 17.77 |
| 7 India | 3,213,335 | 2,610,062 | 23.11 | 20,249,544 | 16,311,725 | 24.14 | 4.14 | 6.30 | 6.25 |
| 8 Morocco | 2,032,520 | 1,853,603 | 9.65 | 30,590,492 | 28,002,062 | 9.24 | 2.62 | 15.05 | 15.11 |
| 9 Tajikistan | 1,570,083 | 1,698,021 | -7.53 | 9,758,196 | 9,535,559 | 2.33 | 2.02 | 6.22 | 5.62 |
| 10 Sri Lanka | 819,096 | 808,036 | 1.37 | 6,569,714 | 6,450,444 | 1.85 | 1.06 | 8.02 | 7.98 |
| 11 Egypt | 722,726 | 832,663 | -13.20 | 8,309,767 | 8,286,904 | 0.28 | 0.93 | 11.50 | 9.95 |
| 12 Moldova | 445,652 | 437,654 | 1.83 | 2,581,818 | 2,105,941 | 22.60 | 0.57 | 5.79 | 4.81 |
| 13 Mexico | 358,404 | 260,376 | 37.65 | 6,609,328 | 4,884,056 | 35.32 | 0.46 | 18.44 | 18.76 |
| 14 Vietnam | 316,989 | 947,356 | -66.54 | 2,208,327 | 6,206,364 | -64.42 | 0.41 | 6.97 | 6.55 |
| 15 Mauritius | 271,322 | 343,968 | -21.12 | 3,070,855 | 4,144,755 | -25.91 | 0.35 | 11.32 | 12.05 |
| 16 Indonesia | 263,668 | 377,487 | -30.15 | 2,608,174 | 3,789,965 | -31.18 | 0.34 | 9.89 | 10.04 |
| 17 Macedonia | 242,697 | 203,081 | 19.51 | 2,436,940 | 2,158,974 | 12.87 | 0.31 | 10.04 | 10.63 |
| 18 Cambodia | 205,997 | 96,791 | 112.83 | 1,551,809 | 499,963 | 210.38 | 0.27 | 7.53 | 5.17 |
| 19 Belarus | 151,453 | 138,244 | 9.55 | 902,099 | 799,933 | 12.77 | 0.20 | 5.96 | 5.79 |
| 20 Serbia | 140,311 | 106,514 | 31.73 | 743,878 | 513,367 | 44.90 | 0.18 | 5.30 | 4.82 |

| Source | Total Trade | | | Total Value | | | Year-to-date December 2010 | | |
|-----------------------|-------------|---------|--------|-------------|-----------|--------|----------------------------|-------------|-------|
| | 2010 | 2009 | Change | 2010 | 2009 | Change | Market Share Total | Unit Values | |
| | | | | | | | | 2010 | 2009 |
| 21 Colombia | 121,695 | 105,217 | 15.66 | 1,446,616 | 1,271,514 | 13.77 | 0.16 | 11.89 | 12.08 |
| 22 Switzerland | 108,747 | 51,749 | 110.14 | 5,331,130 | 3,127,340 | 70.47 | 0.14 | 49.02 | 60.43 |
| 23 Ethiopia | 92,829 | 96,750 | -4.05 | 193,567 | 216,078 | -10.42 | 0.12 | 2.09 | 2.23 |
| 24 Thailand | 91,229 | 91,406 | -0.19 | 1,288,388 | 892,088 | 44.42 | 0.12 | 14.12 | 9.76 |
| 25 United States | 78,282 | 33,371 | 134.58 | 3,311,745 | 1,200,293 | 175.91 | 0.10 | 42.31 | 35.97 |
| 26 Ukraine | 71,133 | 48,027 | 48.11 | 991,920 | 605,416 | 63.84 | 0.09 | 13.94 | 12.61 |
| 27 Burma | 60,955 | 60,799 | 0.26 | 342,142 | 312,552 | 9.47 | 0.08 | 5.61 | 5.14 |
| 28 Laos | 49,446 | 11,619 | 325.56 | 369,212 | 81,684 | 352.00 | 0.06 | 7.47 | 7.03 |
| 29 Bosnia-Hercegovina | 36,215 | 21,695 | 66.93 | 456,818 | 412,516 | 10.74 | 0.05 | 12.61 | 19.01 |



Men's & Boy's Woven Shirts

Specialized Report for Italy Cotton Apparel Imports

Units: Pieces

All values in actual Euros (\$1 = € 0.73 approx.)

Based on December 2010 Italy Imports


Data for Year-to-date December 2010

Source: International Development Systems Trade Monitoring Service



| Source | Total Trade | | | Total Value | | | Year-to-date December 2010 | | |
|-----------------------|-------------|------------|--------|-------------|-------------|--------|----------------------------|-------------|-------|
| | 2010 | 2009 | Change | 2010 | 2009 | Change | Market Share Total | Unit Values | |
| | | | | | | | | 2010 | 2009 |
| World | 34,586,092 | 32,656,004 | 5.91 | 245,163,086 | 215,291,921 | 13.87 | 100.00 | 7.09 | 6.59 |
| Asia | 15,247,223 | 14,577,951 | 4.59 | 93,127,590 | 81,876,193 | 13.74 | 44.08 | 6.11 | 5.62 |
| NAFTA | 838 | 3,183 | -73.67 | 16,065 | 22,845 | -29.68 | 0.00 | 19.17 | 7.18 |
| North Africa | 3,055,475 | 2,765,956 | 10.47 | 37,264,462 | 34,060,473 | 9.41 | 8.83 | 12.20 | 12.31 |
| South America | 4,469 | 3,713 | 20.36 | 48,401 | 46,709 | 3.62 | 0.01 | 10.83 | 12.58 |
| South Asia | 9,566,199 | 9,289,181 | 2.98 | 48,695,745 | 42,060,180 | 15.78 | 27.66 | 5.09 | 4.53 |
| United States | 12,003 | 8,019 | 49.68 | 460,240 | 332,274 | 38.51 | 0.03 | 38.34 | 41.44 |
| 1 China (PRC) | 13,882,547 | 13,236,305 | 4.88 | 81,750,717 | 71,611,532 | 14.16 | 40.14 | 5.89 | 5.41 |
| 2 Bangladesh | 6,407,402 | 6,573,106 | -2.52 | 23,931,066 | 21,824,031 | 9.65 | 18.53 | 3.73 | 3.32 |
| 3 Albania | 3,607,814 | 3,266,674 | 10.44 | 23,013,448 | 19,636,134 | 17.20 | 10.43 | 6.38 | 6.01 |
| 4 Tunisia | 2,985,286 | 2,675,250 | 11.59 | 36,303,594 | 32,854,362 | 10.50 | 8.63 | 12.16 | 12.28 |
| 5 India | 2,379,614 | 2,129,245 | 11.76 | 18,965,892 | 16,588,701 | 14.33 | 6.88 | 7.97 | 7.79 |
| 6 Turkey | 2,013,613 | 1,491,137 | 35.04 | 27,738,484 | 21,992,928 | 26.12 | 5.82 | 13.78 | 14.75 |
| 7 Sri Lanka | 524,046 | 391,814 | 33.75 | 4,676,985 | 3,016,582 | 55.04 | 1.52 | 8.92 | 7.70 |
| 8 Philippines | 478,798 | 345,546 | 38.56 | 4,801,575 | 2,989,557 | 60.61 | 1.38 | 10.03 | 8.65 |
| 9 Moldova | 324,383 | 356,379 | -8.98 | 3,804,524 | 4,273,274 | -10.97 | 0.94 | 11.73 | 11.99 |
| 10 Pakistan | 251,143 | 185,464 | 35.41 | 1,104,601 | 624,890 | 76.77 | 0.73 | 4.40 | 3.37 |
| 11 Vietnam | 234,928 | 308,839 | -23.93 | 1,582,648 | 2,134,957 | -25.87 | 0.68 | 6.74 | 6.91 |
| 12 Burma | 188,133 | 224,511 | -16.20 | 739,019 | 913,343 | -19.09 | 0.54 | 3.93 | 4.07 |
| 13 Serbia | 182,142 | 167,518 | 8.73 | 1,971,279 | 1,048,727 | 87.97 | 0.53 | 10.82 | 6.26 |
| 14 Malaysia | 176,646 | 124,280 | 42.14 | 1,910,730 | 1,385,611 | 37.90 | 0.51 | 10.82 | 11.15 |
| 15 Indonesia | 155,339 | 146,647 | 5.93 | 866,198 | 906,151 | -4.41 | 0.45 | 5.58 | 6.18 |
| 16 Hong Kong | 117,362 | 172,712 | -32.05 | 1,231,178 | 1,569,006 | -21.53 | 0.34 | 10.49 | 9.08 |
| 17 Bosnia-Herzegovina | 112,876 | 103,304 | 9.27 | 741,046 | 607,946 | 21.89 | 0.33 | 6.57 | 5.89 |
| 18 Eritrea | 100,422 | 150,051 | -33.07 | 780,356 | 1,313,654 | -40.60 | 0.29 | 7.77 | 8.75 |
| 19 Macedonia | 90,103 | 237,879 | -62.12 | 1,104,215 | 2,344,202 | -52.90 | 0.26 | 12.26 | 9.85 |
| 20 Switzerland | 81,209 | 64,856 | 25.21 | 4,941,919 | 4,332,974 | 14.05 | 0.23 | 60.85 | 66.81 |

| Source | Total Trade | | | Total Value | | | Year-to-date December 2010 | | |
|-------------------------|-------------|--------|--------|-------------|-----------|--------|----------------------------|-------------|-------|
| | 2010 | 2009 | Change | 2010 | 2009 | Change | Market Share Total | Unit Values | |
| | | | | | | | | 2010 | 2009 |
| 21 Montenegro | 64,400 | 53,202 | 21.05 | 486,893 | 384,623 | 26.59 | 0.19 | 7.56 | 7.23 |
| 22 Morocco | 35,718 | 66,681 | -46.43 | 689,526 | 1,085,232 | -36.46 | 0.10 | 19.30 | 16.27 |
| 23 Egypt | 34,471 | 24,025 | 43.48 | 271,342 | 120,879 | 124.47 | 0.10 | 7.87 | 5.03 |
| 24 Croatia | 34,231 | 16,746 | 104.41 | 238,726 | 77,696 | 207.26 | 0.10 | 6.97 | 4.64 |
| 25 United Arab Emirates | 28,248 | 17,442 | 61.95 | 245,010 | 177,593 | 37.96 | 0.08 | 8.67 | 10.18 |
| 26 Mauritius | 22,942 | 46,938 | -51.12 | 301,058 | 463,125 | -34.99 | 0.07 | 13.12 | 9.87 |
| 27 Tajikistan | 15,627 | 15,353 | 1.78 | 95,505 | 74,031 | 29.01 | 0.05 | 6.11 | 4.82 |



Nightwear & Underwear

Specialized Report for Italy Cotton Apparel Imports

Units: Pieces

All values in actual Euros (\$1 = € 0.73 approx.)

Based on December 2010 Italy Imports

Data for Year-to-date December 2010

Source: International Development Systems Trade Monitoring Service



| Source | Total Trade | | | Total Value | | | Year-to-date December 2010 | | |
|-----------------------|-------------|-------------|---------|-------------|-------------|---------|----------------------------|-------------|------|
| | 2010 | 2009 | Change | 2010 | 2009 | Change | Market Share Total | Unit Values | |
| | | | | | | | | 2010 | 2009 |
| World | 221,936,123 | 219,032,884 | 1.33 | 276,527,454 | 262,418,210 | 5.38 | 100.00 | 1.25 | 1.20 |
| Asia | 87,012,941 | 81,036,062 | 7.38 | 99,997,265 | 87,783,164 | 13.91 | 39.21 | 1.15 | 1.08 |
| NAFTA | 75 | 0 | 0.00 | 3,563 | 0 | 0.00 | 0.00 | 47.51 | 0.00 |
| North Africa | 8,386,301 | 8,599,892 | -2.48 | 13,635,699 | 18,096,124 | -24.65 | 3.78 | 1.63 | 2.10 |
| South America | 44,616 | 3,153 | 1315.03 | 89,358 | 15,910 | 461.65 | 0.02 | 2.00 | 5.05 |
| South Asia | 83,329,245 | 89,355,823 | -6.74 | 126,752,237 | 122,780,071 | 3.24 | 37.55 | 1.52 | 1.37 |
| United States | 4,875 | 4,571 | 6.65 | 15,541 | 17,320 | -10.27 | 0.00 | 3.19 | 3.79 |
| 1 China (PRC) | 83,290,696 | 78,511,927 | 6.09 | 92,109,424 | 82,647,611 | 11.45 | 37.53 | 1.11 | 1.05 |
| 2 India | 45,916,548 | 59,965,225 | -23.43 | 62,472,910 | 74,087,714 | -15.68 | 20.69 | 1.36 | 1.24 |
| 3 Albania | 39,464,916 | 36,475,240 | 8.20 | 26,169,388 | 25,160,849 | 4.01 | 17.78 | 0.66 | 0.69 |
| 4 Sri Lanka | 25,258,765 | 20,270,522 | 24.61 | 47,379,864 | 37,602,835 | 26.00 | 11.38 | 1.88 | 1.86 |
| 5 Bangladesh | 11,409,951 | 7,757,302 | 47.09 | 15,621,169 | 9,379,795 | 66.54 | 5.14 | 1.37 | 1.21 |
| 6 Tunisia | 8,285,006 | 8,006,028 | 3.48 | 13,101,335 | 16,684,095 | -21.47 | 3.73 | 1.58 | 2.08 |
| 7 Thailand | 1,805,688 | 1,189,512 | 51.80 | 4,522,598 | 2,957,875 | 52.90 | 0.81 | 2.50 | 2.49 |
| 8 Turkey | 1,304,557 | 1,019,638 | 27.94 | 3,893,487 | 3,293,312 | 18.22 | 0.59 | 2.98 | 3.23 |
| 9 Vietnam | 1,058,099 | 901,878 | 17.32 | 1,520,007 | 1,177,588 | 29.08 | 0.48 | 1.44 | 1.31 |
| 10 Pakistan | 743,981 | 1,362,774 | -45.41 | 1,278,294 | 1,709,727 | -25.23 | 0.34 | 1.72 | 1.25 |
| 11 Serbia | 724,646 | 329,665 | 119.81 | 1,540,854 | 1,102,003 | 39.82 | 0.33 | 2.13 | 3.34 |
| 12 Bosnia-Herzegovina | 554,811 | 472,665 | 17.38 | 1,796,871 | 1,259,219 | 42.70 | 0.25 | 3.24 | 2.66 |
| 13 Croatia | 522,342 | 993,375 | -47.42 | 1,128,241 | 1,412,044 | -20.10 | 0.24 | 2.16 | 1.42 |
| 14 Philippines | 374,109 | 71,809 | 420.98 | 748,945 | 182,507 | 310.37 | 0.17 | 2.00 | 2.54 |
| 15 Cambodia | 371,740 | 5,610 | 6526.38 | 863,536 | 16,183 | 5236.07 | 0.17 | 2.32 | 2.88 |
| 16 Ukraine | 272,663 | 197,156 | 38.30 | 698,506 | 157,299 | 344.06 | 0.12 | 2.56 | 0.80 |
| 17 Syria | 109,728 | 100,294 | 9.41 | 237,195 | 108,721 | 118.17 | 0.05 | 2.16 | 1.08 |
| 18 Moldova | 106,760 | 195,027 | -45.26 | 186,811 | 462,386 | -59.60 | 0.05 | 1.75 | 2.37 |
| 19 Egypt | 101,295 | 569,386 | -82.21 | 534,364 | 1,263,853 | -57.72 | 0.05 | 5.28 | 2.22 |



Singlets and Other Wovens

Specialized Report for Italy Cotton Apparel Imports

Units: Kilograms

All values in actual Euros (\$1 = € 0.73 approx.)

Based on December 2010 Italy Imports

Data for Year-to-date December 2010

Source: International Development Systems Trade Monitoring Service



| Source | Total Trade | | | Total Value | | | Year-to-date December 2010 | | |
|---------------|-------------|-----------|----------|-------------|------------|---------|----------------------------|-------------|-------|
| | 2010 | 2009 | Change | 2010 | 2009 | Change | Market Share Total | Unit Values | |
| | | | | | | | | 2010 | 2009 |
| World | 5,144,600 | 5,533,500 | -7.03 | 34,193,994 | 32,441,963 | 5.40 | 100.00 | 6.65 | 5.86 |
| Asia | 584,900 | 377,500 | 54.94 | 4,507,410 | 3,059,336 | 47.33 | 11.37 | 7.71 | 8.10 |
| North Africa | 101,400 | 171,900 | -41.01 | 533,726 | 872,933 | -38.86 | 1.97 | 5.26 | 5.08 |
| South America | 800 | 3,300 | -75.76 | 14,299 | 57,506 | -75.13 | 0.02 | 17.87 | 17.43 |
| South Asia | 3,129,300 | 3,647,200 | -14.20 | 14,436,123 | 14,482,053 | -0.32 | 60.83 | 4.61 | 3.97 |
| United States | 0 | 0 | 0.00 | 4,353 | 0 | 0.00 | 0.00 | 0.00 | 0.00 |
| 1 Pakistan | 2,410,400 | 2,570,700 | -6.24 | 8,781,558 | 8,221,280 | 6.81 | 46.85 | 3.64 | 3.20 |
| 2 Turkey | 1,301,200 | 1,315,400 | -1.08 | 14,394,954 | 13,713,483 | 4.97 | 25.29 | 11.06 | 10.43 |
| 3 India | 676,100 | 1,071,500 | -36.90 | 4,201,100 | 6,029,067 | -30.32 | 13.14 | 6.21 | 5.63 |
| 4 China (PRC) | 582,000 | 365,100 | 59.41 | 4,427,825 | 2,866,733 | 54.46 | 11.31 | 7.61 | 7.85 |
| 5 Egypt | 101,200 | 170,700 | -40.71 | 526,106 | 817,923 | -35.68 | 1.97 | 5.20 | 4.79 |
| 6 Bangladesh | 29,700 | 200 | 14750.00 | 140,577 | 2,918 | 4717.58 | 0.58 | 4.73 | 14.59 |
| 7 Sri Lanka | 13,100 | 4,800 | 172.92 | 1,312,888 | 228,788 | 473.84 | 0.25 | 100.22 | 47.66 |
| 8 Albania | 11,100 | 6,600 | 68.18 | 122,719 | 70,044 | 75.20 | 0.22 | 11.06 | 10.61 |
| 9 Macedonia | 6,300 | 7,500 | -16.00 | 48,559 | 60,200 | -19.34 | 0.12 | 7.71 | 8.03 |
| 10 Serbia | 4,500 | 0 | 0.00 | 45,008 | 0 | 0.00 | 0.09 | 10.00 | 0.00 |
| 11 Indonesia | 2,600 | 500 | 420.00 | 73,048 | 25,857 | 182.51 | 0.05 | 28.10 | 51.71 |
| 12 Moldova | 2,400 | 2,400 | 0.00 | 29,795 | 20,036 | 48.71 | 0.05 | 12.41 | 8.35 |



Cotton Skirts

Specialized Report for Italy Cotton Apparel Imports

Units: Pieces

All values in actual Euros (\$1 = € 0.73 approx.)


Based on December 2010 Italy Imports

Data for Year-to-date December 2010

Source: International Development Systems Trade Monitoring Service



| Source | Total Trade | | | Total Value | | | Year-to-date December 2010 | | |
|----------------|-------------|-----------|--------|-------------|------------|--------|----------------------------|-------------|--------|
| | 2010 | 2009 | Change | 2010 | 2009 | Change | Market Share Total | Unit Values | |
| | | | | | | | | 2010 | 2009 |
| World | 6,312,617 | 7,136,641 | -11.55 | 43,242,783 | 47,527,040 | -9.01 | 100.00 | 6.85 | 6.66 |
| Asia | 3,903,938 | 4,506,386 | -13.37 | 22,233,095 | 24,498,374 | -9.25 | 61.84 | 5.70 | 5.44 |
| NAFTA | 24,630 | 26,765 | -7.98 | 304,519 | 316,512 | -3.79 | 0.39 | 12.36 | 11.83 |
| North Africa | 687,592 | 803,911 | -14.47 | 8,321,956 | 9,980,427 | -16.62 | 10.89 | 12.10 | 12.41 |
| South America | 3,225 | 5,203 | -38.02 | 24,651 | 40,540 | -39.19 | 0.05 | 7.64 | 7.79 |
| South Asia | 1,304,244 | 1,402,936 | -7.03 | 7,145,875 | 7,498,211 | -4.70 | 20.66 | 5.48 | 5.34 |
| United States | 2,762 | 1,159 | 138.31 | 131,577 | 77,417 | 69.96 | 0.04 | 47.64 | 66.80 |
| 1 China (PRC) | 3,814,625 | 4,302,075 | -11.33 | 21,353,344 | 23,137,602 | -7.71 | 60.43 | 5.60 | 5.38 |
| 2 Bangladesh | 648,132 | 653,082 | -0.76 | 2,491,192 | 2,175,373 | 14.52 | 10.27 | 3.84 | 3.33 |
| 3 Tunisia | 522,624 | 658,009 | -20.57 | 6,212,909 | 7,917,312 | -21.53 | 8.28 | 11.89 | 12.03 |
| 4 India | 519,972 | 629,230 | -17.36 | 3,762,181 | 4,668,559 | -19.41 | 8.24 | 7.24 | 7.42 |
| 5 Turkey | 282,936 | 258,330 | 9.53 | 3,852,966 | 3,709,768 | 3.86 | 4.48 | 13.62 | 14.36 |
| 6 Morocco | 155,204 | 136,764 | 13.48 | 2,047,794 | 1,948,718 | 5.08 | 2.46 | 13.19 | 14.25 |
| 7 Pakistan | 80,423 | 41,224 | 95.09 | 530,765 | 203,694 | 160.57 | 1.27 | 6.60 | 4.94 |
| 8 Albania | 52,431 | 56,961 | -7.95 | 345,091 | 311,168 | 10.90 | 0.83 | 6.58 | 5.46 |
| 9 Sri Lanka | 43,566 | 68,550 | -36.45 | 280,132 | 406,669 | -31.12 | 0.69 | 6.43 | 5.93 |
| 10 Indonesia | 39,108 | 74,153 | -47.26 | 354,183 | 539,543 | -34.36 | 0.62 | 9.06 | 7.28 |
| 11 Mexico | 24,630 | 26,765 | -7.98 | 304,519 | 316,512 | -3.79 | 0.39 | 12.36 | 11.83 |
| 12 Thailand | 19,695 | 31,579 | -37.63 | 170,376 | 184,991 | -7.90 | 0.31 | 8.65 | 5.86 |
| 13 Moldova | 12,190 | 11,809 | 3.23 | 195,221 | 178,617 | 9.30 | 0.19 | 16.01 | 15.13 |
| 14 Nepal | 12,151 | 10,850 | 11.99 | 81,605 | 43,916 | 85.82 | 0.19 | 6.72 | 4.05 |
| 15 Cambodia | 11,434 | 0 | 0.00 | 87,883 | 0 | 0.00 | 0.18 | 7.69 | 0.00 |
| 16 Ukraine | 10,301 | 7,441 | 38.44 | 83,402 | 74,422 | 12.07 | 0.16 | 8.10 | 10.00 |
| 17 Egypt | 9,764 | 9,138 | 6.85 | 61,253 | 114,397 | -46.46 | 0.15 | 6.27 | 12.52 |
| 18 Vietnam | 8,607 | 87,346 | -90.15 | 138,913 | 463,501 | -70.03 | 0.14 | 16.14 | 5.31 |
| 19 Mauritius | 8,454 | 4,727 | 78.84 | 82,559 | 51,953 | 58.91 | 0.13 | 9.77 | 10.99 |
| 20 Philippines | 8,028 | 2,449 | 227.81 | 75,932 | 24,949 | 204.35 | 0.13 | 9.46 | 10.19 |
| 21 Macedonia | 6,424 | 15,042 | -57.29 | 83,404 | 195,408 | -57.32 | 0.10 | 12.98 | 12.99 |
| 22 Switzerland | 2,867 | 1,658 | 72.92 | 258,421 | 178,387 | 44.87 | 0.05 | 90.14 | 107.59 |



Cotton Socks

Specialized Report for Italy Cotton Apparel Imports

Units: Pairs

All values in actual Euros (\$1 = € 0.73 approx.)

Based on December 2010 Italy Imports

Data for Year-to-date December 2010

Source: International Development Systems Trade Monitoring Service



| Source | Total Trade | | | Total Value | | | Year-to-date December 2010 | | |
|-------------------------|-------------|-------------|---------|-------------|------------|---------|----------------------------|--------------------------|------|
| | 2010 | 2009 | Change | 2010 | 2009 | Change | Market Share Total | Unit Values 2010 2009 | |
| World | 191,879,520 | 179,516,890 | 6.89 | 80,946,462 | 74,264,966 | 9.00 | 100.00 | 0.42 | 0.41 |
| Asia | 99,026,275 | 84,786,704 | 16.79 | 30,924,935 | 24,766,576 | 24.87 | 51.61 | 0.31 | 0.29 |
| NAFTA | 0 | 593 | -100.00 | 0 | 1,919 | -100.00 | 0.00 | 0.00 | 3.24 |
| North Africa | 2,673,869 | 1,729,067 | 54.64 | 1,168,046 | 940,863 | 24.15 | 1.39 | 0.44 | 0.54 |
| South America | 1,403 | 9,457 | -85.16 | 5,370 | 22,683 | -76.33 | 0.00 | 3.83 | 2.40 |
| South Asia | 3,847,854 | 5,856,907 | -34.30 | 1,995,822 | 3,003,426 | -33.55 | 2.01 | 0.52 | 0.51 |
| United States | 10,149 | 7,948 | 27.69 | 30,780 | 20,025 | 53.71 | 0.01 | 3.03 | 2.52 |
| 1 China (PRC) | 98,436,995 | 84,299,140 | 16.77 | 30,303,108 | 24,248,710 | 24.97 | 51.30 | 0.31 | 0.29 |
| 2 Turkey | 49,615,795 | 49,361,829 | 0.51 | 24,323,670 | 22,950,608 | 5.98 | 25.86 | 0.49 | 0.46 |
| 3 Croatia | 21,235,179 | 21,004,526 | 1.10 | 18,624,346 | 18,409,553 | 1.17 | 11.07 | 0.88 | 0.88 |
| 4 Albania | 10,084,899 | 9,570,739 | 5.37 | 394,516 | 937,545 | -57.92 | 5.26 | 0.04 | 0.10 |
| 5 Egypt | 2,671,703 | 1,727,419 | 54.66 | 1,164,262 | 931,126 | 25.04 | 1.39 | 0.44 | 0.54 |
| 6 Serbia | 2,472,848 | 3,087,675 | -19.91 | 1,588,772 | 1,466,260 | 8.36 | 1.29 | 0.64 | 0.47 |
| 7 India | 1,671,568 | 3,244,264 | -48.48 | 1,032,590 | 1,973,043 | -47.67 | 0.87 | 0.62 | 0.61 |
| 8 Syria | 1,548,330 | 1,504,738 | 2.90 | 883,238 | 889,112 | -0.66 | 0.81 | 0.57 | 0.59 |
| 9 Pakistan | 1,108,522 | 2,059,747 | -46.18 | 412,832 | 729,654 | -43.42 | 0.58 | 0.37 | 0.35 |
| 10 Sri Lanka | 1,049,569 | 551,296 | 90.38 | 540,231 | 298,329 | 81.09 | 0.55 | 0.51 | 0.54 |
| 11 Iran | 831,988 | 1,054,698 | -21.12 | 554,624 | 629,644 | -11.91 | 0.43 | 0.67 | 0.60 |
| 12 Korea | 319,084 | 310,481 | 2.77 | 315,634 | 285,771 | 10.45 | 0.17 | 0.99 | 0.92 |
| 13 United Arab Emirates | 300,942 | 0 | 0.00 | 269,748 | 0 | 0.00 | 0.16 | 0.90 | 0.00 |
| 14 Bosnia-Herzegovina | 148,149 | 168,445 | -12.05 | 91,537 | 144,457 | -36.63 | 0.08 | 0.62 | 0.86 |
| 15 Taiwan | 102,428 | 9,414 | 988.04 | 75,265 | 7,911 | 851.40 | 0.05 | 0.73 | 0.84 |
| 16 Thailand | 86,696 | 103,261 | -16.04 | 106,821 | 116,478 | -8.29 | 0.05 | 1.23 | 1.13 |



Sweaters and Pullovers

Specialized Report for Italy Cotton Apparel Imports

Units: Pieces

All values in actual Euros (\$1 = € 0.73 approx.)

Based on December 2010 Italy Imports


Data for Year-to-date December 2010

Source: International Development Systems Trade Monitoring Service



| Source | Total Trade | | | Total Value | | | Year-to-date December 2010 | | |
|---------------|-------------|------------|--------|-------------|-------------|--------|----------------------------|-------------|-------|
| | 2010 | 2009 | Change | 2010 | 2009 | Change | Market Share Total | Unit Values | |
| | | | | | | | | 2010 | 2009 |
| World | 55,963,936 | 59,800,560 | -6.42 | 425,598,199 | 428,833,921 | -0.75 | 100.00 | 7.60 | 7.17 |
| Asia | 27,670,492 | 27,929,393 | -0.93 | 229,551,597 | 209,952,930 | 9.33 | 49.44 | 8.30 | 7.52 |
| NAFTA | 12,486 | 29,592 | -57.81 | 178,815 | 372,733 | -52.03 | 0.02 | 14.32 | 12.60 |
| North Africa | 5,066,392 | 7,734,837 | -34.50 | 40,796,604 | 56,815,369 | -28.19 | 9.05 | 8.05 | 7.35 |
| South America | 42,613 | 79,454 | -46.37 | 755,740 | 1,167,222 | -35.25 | 0.08 | 17.73 | 14.69 |
| South Asia | 16,261,391 | 16,287,466 | -0.16 | 77,345,280 | 75,561,811 | 2.36 | 29.06 | 4.76 | 4.64 |
| United States | 19,218 | 23,660 | -18.77 | 658,620 | 822,205 | -19.90 | 0.03 | 34.27 | 34.75 |
| 1 China (PRC) | 25,214,928 | 25,489,863 | -1.08 | 211,182,386 | 193,357,835 | 9.22 | 45.06 | 8.38 | 7.59 |
| 2 Bangladesh | 12,663,677 | 12,052,305 | 5.07 | 54,776,116 | 47,718,639 | 14.79 | 22.63 | 4.33 | 3.96 |
| 3 Tunisia | 4,822,645 | 7,494,610 | -35.65 | 39,496,651 | 55,599,867 | -28.96 | 8.62 | 8.19 | 7.42 |
| 4 Turkey | 3,727,659 | 4,465,866 | -16.53 | 49,567,076 | 55,918,365 | -11.36 | 6.66 | 13.30 | 12.52 |
| 5 India | 1,691,099 | 2,426,013 | -30.29 | 11,650,104 | 16,280,174 | -28.44 | 3.02 | 6.89 | 6.71 |
| 6 Croatia | 1,341,526 | 1,630,312 | -17.71 | 12,100,685 | 14,658,677 | -17.45 | 2.40 | 9.02 | 8.99 |
| 7 Pakistan | 1,147,743 | 977,285 | 17.44 | 4,300,838 | 3,951,547 | 8.84 | 2.05 | 3.75 | 4.04 |
| 8 Cambodia | 1,099,272 | 815,655 | 34.77 | 8,595,282 | 5,042,104 | 70.47 | 1.96 | 7.82 | 6.18 |
| 9 Albania | 814,299 | 678,362 | 20.04 | 3,683,527 | 2,597,392 | 41.82 | 1.46 | 4.52 | 3.83 |
| 10 Sri Lanka | 747,907 | 814,958 | -8.23 | 6,516,185 | 7,476,845 | -12.85 | 1.34 | 8.71 | 9.17 |
| 11 Laos | 433,722 | 124,023 | 249.71 | 2,789,415 | 676,597 | 312.27 | 0.78 | 6.43 | 5.46 |
| 12 Indonesia | 385,634 | 404,878 | -4.75 | 2,380,800 | 2,287,078 | 4.10 | 0.69 | 6.17 | 5.65 |
| 13 Madagascar | 233,620 | 274,104 | -14.77 | 2,164,260 | 2,658,630 | -18.59 | 0.42 | 9.26 | 9.70 |
| 14 Vietnam | 217,713 | 394,448 | -44.81 | 1,395,715 | 2,373,658 | -41.20 | 0.39 | 6.41 | 6.02 |
| 15 Belarus | 159,917 | 99,491 | 60.74 | 1,435,717 | 907,130 | 58.27 | 0.29 | 8.98 | 9.12 |
| 16 Guatemala | 145,325 | 142,005 | 2.34 | 881,402 | 1,133,563 | -22.24 | 0.26 | 6.07 | 7.98 |
| 17 Egypt | 138,316 | 177,871 | -22.24 | 692,086 | 671,083 | 3.13 | 0.25 | 5.00 | 3.77 |
| 18 Thailand | 133,904 | 405,179 | -66.95 | 1,460,346 | 2,894,277 | -49.54 | 0.24 | 10.91 | 7.14 |
| 19 Moldova | 117,956 | 157,269 | -25.00 | 1,375,236 | 1,459,997 | -5.81 | 0.21 | 11.66 | 9.28 |

| Source | Total Trade | | | Total Value | | | Year-to-date December 2010 | | |
|-----------------------|-------------|---------|--------|-------------|-----------|--------|----------------------------|-------------|-------|
| | 2010 | 2009 | Change | 2010 | 2009 | Change | Market Share Total | Unit Values | |
| | | | | | | | | 2010 | 2009 |
| 20 Hong Kong | 108,650 | 145,489 | -25.32 | 1,022,263 | 2,035,462 | -49.78 | 0.19 | 9.41 | 13.99 |
| 21 Morocco | 105,431 | 62,356 | 69.08 | 607,867 | 544,419 | 11.65 | 0.19 | 5.77 | 8.73 |
| 22 Bosnia-Hercegovina | 84,939 | 48,885 | 73.75 | 1,150,815 | 723,174 | 59.13 | 0.15 | 13.55 | 14.79 |
| 23 Mauritius | 77,719 | 76,630 | 1.42 | 889,492 | 1,093,729 | -18.67 | 0.14 | 11.44 | 14.27 |
| 24 Switzerland | 63,066 | 50,401 | 25.13 | 2,112,574 | 2,010,912 | 5.06 | 0.11 | 33.50 | 39.90 |
| 25 Philippines | 54,437 | 72,192 | -24.59 | 398,749 | 382,296 | 4.30 | 0.10 | 7.32 | 5.30 |
| 26 Ukraine | 53,796 | 39,835 | 35.05 | 267,223 | 219,711 | 21.62 | 0.10 | 4.97 | 5.52 |
| 27 Peru | 40,998 | 61,545 | -33.39 | 726,628 | 975,979 | -25.55 | 0.07 | 17.72 | 15.86 |
| 28 Syria | 26,355 | 31,089 | -15.23 | 255,373 | 410,147 | -37.74 | 0.05 | 9.69 | 13.19 |



Cotton T-Shirts

Specialized Report for Italy Cotton Apparel Imports

Units: Pieces

All values in actual Euros (\$1 = € 0.73 approx.)

Based on December 2010 Italy Imports


Data for Year-to-date December 2010

Source: International Development Systems Trade Monitoring Service



| Source | Total Trade | | | Total Value | | | Year-to-date December 2010 | | |
|------------------|-------------|-------------|--------|-------------|-------------|--------|----------------------------|-------------|------|
| | 2010 | 2009 | Change | 2010 | 2009 | Change | Market Share Total | Unit Values | |
| | | | | | | | | 2010 | 2009 |
| World | 227,705,175 | 222,879,889 | 2.16 | 556,963,525 | 528,449,210 | 5.40 | 100.00 | 2.45 | 2.37 |
| Asia | 67,096,018 | 68,400,329 | -1.91 | 185,774,284 | 166,895,630 | 11.31 | 29.47 | 2.77 | 2.44 |
| NAFTA | 83,424 | 279,715 | -70.18 | 532,424 | 1,125,147 | -52.68 | 0.04 | 6.38 | 4.02 |
| North Africa | 16,813,089 | 12,787,213 | 31.48 | 38,675,176 | 29,849,205 | 29.57 | 7.38 | 2.30 | 2.33 |
| South America | 1,758,403 | 1,879,822 | -6.46 | 11,150,348 | 10,416,002 | 7.05 | 0.77 | 6.34 | 5.54 |
| South Asia | 107,957,256 | 105,184,899 | 2.64 | 190,609,591 | 184,600,647 | 3.26 | 47.41 | 1.77 | 1.76 |
| United States | 322,285 | 379,803 | -15.14 | 3,377,858 | 3,488,478 | -3.17 | 0.14 | 10.48 | 9.18 |
| 1 Bangladesh | 72,454,382 | 65,776,167 | 10.15 | 101,650,687 | 87,614,195 | 16.02 | 31.82 | 1.40 | 1.33 |
| 2 China (PRC) | 58,629,453 | 61,170,535 | -4.15 | 161,417,178 | 145,648,008 | 10.83 | 25.75 | 2.75 | 2.38 |
| 3 India | 19,947,056 | 22,106,964 | -9.77 | 48,683,420 | 52,922,684 | -8.01 | 8.76 | 2.44 | 2.39 |
| 4 Turkey | 18,401,243 | 19,043,342 | -3.37 | 97,851,894 | 105,016,077 | -6.82 | 8.08 | 5.32 | 5.51 |
| 5 Tunisia | 15,428,903 | 11,641,310 | 32.54 | 36,433,430 | 27,375,987 | 33.09 | 6.78 | 2.36 | 2.35 |
| 6 Sri Lanka | 14,223,904 | 15,540,819 | -8.47 | 36,696,338 | 39,467,773 | -7.02 | 6.25 | 2.58 | 2.54 |
| 7 Albania | 11,235,172 | 10,345,477 | 8.60 | 15,031,399 | 11,053,963 | 35.98 | 4.93 | 1.34 | 1.07 |
| 8 Cambodia | 3,347,469 | 1,791,398 | 86.86 | 8,510,766 | 4,174,252 | 103.89 | 1.47 | 2.54 | 2.33 |
| 9 Indonesia | 2,249,195 | 1,916,644 | 17.35 | 6,075,872 | 5,714,950 | 6.32 | 0.99 | 2.70 | 2.98 |
| 10 Peru | 1,721,340 | 1,717,749 | 0.21 | 10,962,251 | 9,706,338 | 12.94 | 0.76 | 6.37 | 5.65 |
| 11 Thailand | 1,543,028 | 1,654,938 | -6.76 | 4,899,396 | 5,572,605 | -12.08 | 0.68 | 3.18 | 3.37 |
| 12 Pakistan | 1,318,813 | 1,754,003 | -24.81 | 3,552,349 | 4,581,913 | -22.47 | 0.58 | 2.69 | 2.61 |
| 13 Morocco | 872,979 | 312,979 | 178.93 | 1,220,875 | 965,298 | 26.48 | 0.38 | 1.40 | 3.08 |
| 14 Guatemala | 654,919 | 528,596 | 23.90 | 1,786,448 | 1,177,325 | 51.74 | 0.29 | 2.73 | 2.23 |
| 15 Vietnam | 648,439 | 1,003,992 | -35.41 | 1,785,864 | 2,564,247 | -30.36 | 0.28 | 2.75 | 2.55 |
| 16 Egypt | 511,207 | 832,924 | -38.63 | 1,020,871 | 1,507,920 | -32.30 | 0.22 | 2.00 | 1.81 |
| 17 Syria | 504,125 | 256,546 | 96.50 | 1,109,869 | 778,416 | 42.58 | 0.22 | 2.20 | 3.03 |
| 18 Moldova | 496,167 | 672,072 | -26.17 | 2,137,527 | 1,748,522 | 22.25 | 0.22 | 4.31 | 2.60 |
| 19 Honduras | 410,918 | 52,496 | 682.76 | 673,754 | 241,443 | 179.05 | 0.18 | 1.64 | 4.60 |
| 20 Mauritius | 379,067 | 787,769 | -51.88 | 2,000,400 | 4,444,728 | -54.99 | 0.17 | 5.28 | 5.64 |
| 21 United States | 322,285 | 379,803 | -15.14 | 3,377,858 | 3,488,478 | -3.17 | 0.14 | 10.48 | 9.18 |

| Source | Total Trade | | | Total Value | | | Year-to-date December 2010 | | |
|-----------------------|-------------|---------|--------|-------------|-----------|--------|----------------------------|-------------|------|
| | 2010 | 2009 | Change | 2010 | 2009 | Change | Market Share Total | Unit Values | |
| | | | | | | | | 2010 | 2009 |
| 22 Croatia | 321,177 | 731,974 | -56.12 | 1,134,126 | 1,994,207 | -43.13 | 0.14 | 3.53 | 2.72 |
| 23 Serbia | 279,919 | 134,002 | 108.89 | 878,843 | 313,927 | 179.95 | 0.12 | 3.14 | 2.34 |
| 24 Bosnia-Hercegovina | 272,649 | 438,748 | -37.86 | 1,501,597 | 2,142,891 | -29.93 | 0.12 | 5.51 | 4.88 |
| 25 Iran | 192,949 | 224,569 | -14.08 | 867,237 | 1,117,064 | -22.36 | 0.08 | 4.49 | 4.97 |
| 26 Montenegro | 190,898 | 428,777 | -55.48 | 229,819 | 433,320 | -46.96 | 0.08 | 1.20 | 1.01 |
| 27 Laos | 175,205 | 193,815 | -9.60 | 646,472 | 457,472 | 41.31 | 0.08 | 3.69 | 2.36 |
| 28 Philippines | 173,708 | 219,160 | -20.74 | 781,783 | 786,051 | -0.54 | 0.08 | 4.50 | 3.59 |
| 29 Belarus | 136,640 | 44,536 | 206.81 | 436,273 | 140,489 | 210.54 | 0.06 | 3.19 | 3.15 |
| 30 Malaysia | 119,576 | 155,329 | -23.02 | 495,359 | 467,691 | 5.92 | 0.05 | 4.14 | 3.01 |



Women's and Girls' Denim Trousers

Specialized Report for Italy Cotton Apparel Imports

Units: Pieces

All values in actual Euros (\$1 = € 0.73 approx.)

Based on December 2010 Italy Imports

Data for Year-to-date December 2010

Source: International Development Systems Trade Monitoring Service



| Source | Total Trade | | | Total Value | | | Year-to-date December 2010 | | |
|------------------|-------------|------------|--------|-------------|-------------|--------|----------------------------|-------------|-------|
| | 2010 | 2009 | Change | 2010 | 2009 | Change | Market Share Total | Unit Values | |
| | | | | | | | | 2010 | 2009 |
| World | 14,083,016 | 16,273,742 | -13.46 | 174,832,873 | 201,464,668 | -13.22 | 100.00 | 12.41 | 12.38 |
| Asia | 3,662,986 | 4,520,466 | -18.97 | 26,196,002 | 29,853,974 | -12.25 | 26.01 | 7.15 | 6.60 |
| NAFTA | 238,471 | 161,302 | 47.84 | 4,167,649 | 2,962,349 | 40.69 | 1.69 | 17.48 | 18.37 |
| North Africa | 5,064,007 | 6,553,982 | -22.73 | 73,890,023 | 98,585,776 | -25.05 | 35.96 | 14.59 | 15.04 |
| South America | 50,497 | 28,109 | 79.65 | 630,052 | 359,872 | 75.08 | 0.36 | 12.48 | 12.80 |
| South Asia | 1,901,612 | 1,256,666 | 51.32 | 12,761,628 | 7,476,227 | 70.70 | 13.50 | 6.71 | 5.95 |
| United States | 171,964 | 144,262 | 19.20 | 8,880,732 | 7,055,743 | 25.87 | 1.22 | 51.64 | 48.91 |
| 1 China (PRC) | 3,550,540 | 4,448,446 | -20.18 | 24,268,741 | 28,933,234 | -16.12 | 25.21 | 6.84 | 6.50 |
| 2 Tunisia | 3,531,257 | 4,933,336 | -28.42 | 51,806,514 | 74,705,988 | -30.65 | 25.07 | 14.67 | 15.14 |
| 3 Turkey | 2,303,614 | 2,354,861 | -2.18 | 40,807,573 | 43,387,129 | -5.95 | 16.36 | 17.71 | 18.42 |
| 4 Pakistan | 855,476 | 539,863 | 58.46 | 6,413,580 | 3,013,688 | 112.81 | 6.07 | 7.50 | 5.58 |
| 5 Morocco | 810,776 | 784,287 | 3.38 | 12,344,898 | 11,963,943 | 3.18 | 5.76 | 15.23 | 15.25 |
| 6 Egypt | 721,974 | 836,359 | -13.68 | 9,738,611 | 11,915,845 | -18.27 | 5.13 | 13.49 | 14.25 |
| 7 Bangladesh | 714,269 | 408,307 | 74.93 | 3,848,456 | 1,884,536 | 104.21 | 5.07 | 5.39 | 4.62 |
| 8 Albania | 470,909 | 951,893 | -50.53 | 4,199,061 | 7,590,581 | -44.68 | 3.34 | 8.92 | 7.97 |
| 9 India | 241,945 | 212,297 | 13.97 | 2,006,626 | 2,104,843 | -4.67 | 1.72 | 8.29 | 9.91 |
| 10 Mexico | 238,470 | 161,302 | 47.84 | 4,166,565 | 2,962,349 | 40.65 | 1.69 | 17.47 | 18.37 |
| 11 United States | 171,964 | 144,262 | 19.20 | 8,880,732 | 7,055,743 | 25.87 | 1.22 | 51.64 | 48.91 |
| 12 Mauritius | 113,265 | 167,240 | -32.27 | 1,313,387 | 2,095,589 | -37.33 | 0.80 | 11.60 | 12.53 |
| 13 Sri Lanka | 84,159 | 85,065 | -1.07 | 457,257 | 438,034 | 4.39 | 0.60 | 5.43 | 5.15 |
| 14 Vietnam | 63,505 | 8,911 | 612.66 | 1,083,265 | 105,826 | 923.63 | 0.45 | 17.06 | 11.88 |
| 15 Colombia | 46,167 | 17,765 | 159.88 | 588,914 | 214,296 | 174.81 | 0.33 | 12.76 | 12.06 |
| 16 Thailand | 36,128 | 50,180 | -28.00 | 465,521 | 453,555 | 2.64 | 0.26 | 12.89 | 9.04 |
| 17 Indonesia | 31,206 | 36,787 | -15.17 | 377,548 | 384,726 | -1.87 | 0.22 | 12.10 | 10.46 |
| 18 Serbia | 21,482 | 19,374 | 10.88 | 320,416 | 262,122 | 22.24 | 0.15 | 14.92 | 13.53 |
| 19 Macedonia | 18,567 | 21,616 | -14.11 | 244,721 | 329,874 | -25.81 | 0.13 | 13.18 | 15.26 |
| 20 Syria | 12,574 | 8,635 | 45.62 | 157,173 | 161,011 | -2.38 | 0.09 | 12.50 | 18.65 |



Women's and Girl's Knit Shirts

Specialized Report for Italy Cotton Apparel Imports

Units: Pieces

All values in actual Euros (\$1 = € 0.73 approx.)

Based on December 2010 Italy Imports

Data for Year-to-date December 2010

Source: International Development Systems Trade Monitoring Service



| Source | Total Trade | | | Total Value | | | Market Share Total | Year-to-date December 2010 Unit Values | |
|----------------|-------------|-----------|---------|-------------|------------|---------|-----------------------|---|-------|
| | 2010 | 2009 | Change | 2010 | 2009 | Change | | 2010 | 2009 |
| World | 9,284,040 | 9,809,125 | -5.35 | 52,423,576 | 52,529,869 | -0.20 | 100.00 | 5.65 | 5.36 |
| Asia | 3,792,158 | 3,494,879 | 8.51 | 23,309,612 | 21,634,194 | 7.74 | 40.85 | 6.15 | 6.19 |
| NAFTA | 0 | 500 | -100.00 | 0 | 6,633 | -100.00 | 0.00 | 0.00 | 13.27 |
| North Africa | 354,074 | 404,251 | -12.41 | 2,758,754 | 2,659,933 | 3.72 | 3.81 | 7.79 | 6.58 |
| South America | 119,118 | 115,481 | 3.15 | 1,066,728 | 898,079 | 18.78 | 1.28 | 8.96 | 7.78 |
| South Asia | 4,075,511 | 4,665,493 | -12.65 | 15,123,120 | 15,954,263 | -5.21 | 43.90 | 3.71 | 3.42 |
| United States | 12,390 | 1,823 | 579.65 | 316,809 | 60,662 | 422.25 | 0.13 | 25.57 | 33.28 |
| 1 China (PRC) | 3,347,424 | 2,890,544 | 15.81 | 18,965,146 | 17,586,252 | 7.84 | 36.06 | 5.67 | 6.08 |
| 2 Bangladesh | 3,039,045 | 3,424,532 | -11.26 | 8,635,190 | 9,349,646 | -7.64 | 32.73 | 2.84 | 2.73 |
| 3 India | 797,777 | 1,045,004 | -23.66 | 5,573,845 | 5,840,922 | -4.57 | 8.59 | 6.99 | 5.59 |
| 4 Turkey | 744,890 | 821,974 | -9.38 | 8,316,457 | 8,978,492 | -7.37 | 8.02 | 11.16 | 10.92 |
| 5 Tunisia | 333,893 | 386,576 | -13.63 | 2,495,587 | 2,527,242 | -1.25 | 3.60 | 7.47 | 6.54 |
| 6 Thailand | 208,269 | 230,292 | -9.56 | 2,745,550 | 1,768,002 | 55.29 | 2.24 | 13.18 | 7.68 |
| 7 Sri Lanka | 138,482 | 85,072 | 62.78 | 589,759 | 556,739 | 5.93 | 1.49 | 4.26 | 6.54 |
| 8 Pakistan | 80,434 | 94,874 | -15.22 | 212,586 | 152,994 | 38.95 | 0.87 | 2.64 | 1.61 |
| 9 Laos | 79,908 | 27,214 | 193.63 | 256,094 | 63,985 | 300.24 | 0.86 | 3.20 | 2.35 |
| 10 Indonesia | 78,553 | 96,612 | -18.69 | 522,102 | 764,191 | -31.68 | 0.85 | 6.65 | 7.91 |
| 11 Nicaragua | 76,560 | 104,459 | -26.71 | 702,500 | 965,224 | -27.22 | 0.82 | 9.18 | 9.24 |
| 12 Peru | 67,453 | 27,134 | 148.59 | 648,649 | 304,355 | 113.12 | 0.73 | 9.62 | 11.22 |
| 13 Bolivia | 46,222 | 73,766 | -37.34 | 302,952 | 473,762 | -36.05 | 0.50 | 6.55 | 6.42 |
| 14 Vietnam | 37,949 | 97,539 | -61.09 | 256,403 | 356,630 | -28.10 | 0.41 | 6.76 | 3.66 |
| 15 Mauritius | 31,575 | 91,080 | -65.33 | 260,689 | 710,750 | -63.32 | 0.34 | 8.26 | 7.80 |
| 16 Philippines | 21,779 | 47,215 | -53.87 | 193,216 | 349,760 | -44.76 | 0.23 | 8.87 | 7.41 |
| 17 Albania | 21,627 | 38,989 | -44.53 | 78,362 | 192,651 | -59.32 | 0.23 | 3.62 | 4.94 |
| 18 Nepal | 19,773 | 16,011 | 23.50 | 111,740 | 53,962 | 107.07 | 0.21 | 5.65 | 3.37 |
| 19 Moldova | 19,178 | 33,672 | -43.04 | 172,919 | 155,440 | 11.24 | 0.21 | 9.02 | 4.62 |
| 20 Macedonia | 18,985 | 14,509 | 30.85 | 136,977 | 132,782 | 3.16 | 0.20 | 7.22 | 9.15 |

| Source | Total Trade | | | Total Value | | | Year-to-date December 2010 | | |
|-----------------------|-------------|--------|--------|-------------|---------|--------|----------------------------|-------------|-------|
| | 2010 | 2009 | Change | 2010 | 2009 | Change | Market Share Total | Unit Values | |
| | | | | | | | | 2010 | 2009 |
| 21 Morocco | 15,601 | 13,348 | 16.88 | 225,048 | 110,089 | 104.42 | 0.17 | 14.43 | 8.25 |
| 22 United States | 12,390 | 1,823 | 579.65 | 316,809 | 60,662 | 422.25 | 0.13 | 25.57 | 33.28 |
| 23 Hong Kong | 11,804 | 14,065 | -16.08 | 261,811 | 345,063 | -24.13 | 0.13 | 22.18 | 24.53 |
| 24 Jordan | 9,244 | 1,881 | 391.44 | 59,001 | 12,156 | 385.37 | 0.10 | 6.38 | 6.46 |
| 25 Bosnia-Hercegovina | 5,495 | 8,584 | -35.99 | 45,607 | 68,740 | -33.65 | 0.06 | 8.30 | 8.01 |
| 26 Brazil | 5,162 | 11,907 | -56.65 | 108,310 | 93,516 | 15.82 | 0.06 | 20.98 | 7.85 |
| 27 Egypt | 4,580 | 4,327 | 5.85 | 38,119 | 22,602 | 68.65 | 0.05 | 8.32 | 5.22 |
| 28 Cambodia | 4,285 | 68,975 | -93.79 | 61,916 | 219,186 | -71.75 | 0.05 | 14.45 | 3.18 |



Women's & Girl's Trousers & Shorts

Specialized Report for Italy Cotton Apparel Imports

Units: Pieces

All values in actual Euros (\$1 = € 0.73 approx.)

Based on December 2010 Italy Imports


Data for Year-to-date December 2010

Source: International Development Systems Trade Monitoring Service



| Source | Total Trade | | | Total Value | | | Year-to-date December 2010 | | |
|------------------|-------------|------------|--------|-------------|-------------|--------|----------------------------|-------------|-------|
| | 2010 | 2009 | Change | 2010 | 2009 | Change | Market Share Total | Unit Values | |
| | | | | | | | | 2010 | 2009 |
| World | 65,116,866 | 67,112,075 | -2.97 | 515,721,675 | 512,568,026 | 0.62 | 100.00 | 7.92 | 7.64 |
| Asia | 32,361,024 | 33,250,721 | -2.68 | 187,299,796 | 173,430,179 | 8.00 | 49.70 | 5.79 | 5.22 |
| NAFTA | 325,404 | 251,230 | 29.52 | 5,738,752 | 4,173,029 | 37.52 | 0.50 | 17.64 | 16.61 |
| North Africa | 12,690,868 | 14,091,526 | -9.94 | 160,288,593 | 183,160,218 | -12.49 | 19.49 | 12.63 | 13.00 |
| South America | 75,480 | 41,822 | 80.48 | 983,996 | 540,845 | 81.94 | 0.12 | 13.04 | 12.93 |
| South Asia | 12,100,896 | 11,462,813 | 5.57 | 58,749,074 | 47,480,143 | 23.73 | 18.58 | 4.85 | 4.14 |
| United States | 215,609 | 169,415 | 27.27 | 11,761,040 | 8,472,551 | 38.81 | 0.33 | 54.55 | 50.01 |
| 1 China (PRC) | 30,889,105 | 31,726,454 | -2.64 | 176,841,450 | 163,605,008 | 8.09 | 47.44 | 5.73 | 5.16 |
| 2 Tunisia | 9,434,861 | 10,252,262 | -7.97 | 121,524,492 | 136,585,013 | -11.03 | 14.49 | 12.88 | 13.32 |
| 3 Bangladesh | 7,757,424 | 6,977,820 | 11.17 | 30,130,170 | 22,431,281 | 34.32 | 11.91 | 3.88 | 3.21 |
| 4 Turkey | 5,132,958 | 5,204,169 | -1.37 | 73,074,548 | 74,511,226 | -1.93 | 7.88 | 14.24 | 14.32 |
| 5 India | 2,330,253 | 2,726,151 | -14.52 | 13,341,868 | 13,907,017 | -4.06 | 3.58 | 5.73 | 5.10 |
| 6 Morocco | 1,884,582 | 2,154,422 | -12.52 | 26,233,741 | 31,778,556 | -17.45 | 2.89 | 13.92 | 14.75 |
| 7 Pakistan | 1,618,726 | 1,228,236 | 31.79 | 12,106,906 | 7,545,199 | 60.46 | 2.49 | 7.48 | 6.14 |
| 8 Egypt | 1,371,425 | 1,684,842 | -18.60 | 12,530,360 | 14,796,649 | -15.32 | 2.11 | 9.14 | 8.78 |
| 9 Albania | 1,287,936 | 1,616,105 | -20.31 | 8,171,775 | 10,535,318 | -22.43 | 1.98 | 6.34 | 6.52 |
| 10 Indonesia | 518,734 | 236,221 | 119.60 | 2,751,238 | 1,900,075 | 44.80 | 0.80 | 5.30 | 8.04 |
| 11 Moldova | 387,032 | 280,348 | 38.05 | 1,521,378 | 1,492,735 | 1.92 | 0.59 | 3.93 | 5.32 |
| 12 Sri Lanka | 378,382 | 504,417 | -24.99 | 3,105,758 | 3,479,092 | -10.73 | 0.58 | 8.21 | 6.90 |
| 13 Vietnam | 335,673 | 598,277 | -43.89 | 3,183,991 | 3,366,260 | -5.41 | 0.52 | 9.49 | 5.63 |
| 14 Mexico | 325,339 | 250,980 | 29.63 | 5,724,786 | 4,162,207 | 37.54 | 0.50 | 17.60 | 16.58 |
| 15 Cambodia | 237,537 | 152,055 | 56.22 | 1,337,421 | 827,984 | 61.53 | 0.36 | 5.63 | 5.45 |
| 16 Thailand | 225,406 | 276,445 | -18.46 | 1,620,729 | 1,675,590 | -3.27 | 0.35 | 7.19 | 6.06 |
| 17 United States | 215,609 | 169,415 | 27.27 | 11,761,040 | 8,472,551 | 38.81 | 0.33 | 54.55 | 50.01 |
| 18 Mauritius | 164,888 | 185,828 | -11.27 | 1,711,530 | 2,256,836 | -24.16 | 0.25 | 10.38 | 12.14 |
| 19 Macedonia | 99,224 | 152,135 | -34.78 | 1,213,014 | 1,756,289 | -30.93 | 0.15 | 12.23 | 11.54 |
| 20 Philippines | 77,873 | 109,638 | -28.97 | 513,988 | 609,658 | -15.69 | 0.12 | 6.60 | 5.56 |

| Source | Total Trade | | | Total Value | | | Year-to-date December 2010 | | |
|-------------------------|-------------|--------|--------|-------------|---------|--------|----------------------------|-------------|-------|
| | 2010 | 2009 | Change | 2010 | 2009 | Change | Market Share Total | Unit Values | |
| | | | | | | | | 2010 | 2009 |
| 21 Belarus | 73,651 | 47,156 | 56.19 | 367,550 | 253,554 | 44.96 | 0.11 | 4.99 | 5.38 |
| 22 Colombia | 63,218 | 25,980 | 143.33 | 811,763 | 331,103 | 145.17 | 0.10 | 12.84 | 12.74 |
| 23 United Arab Emirates | 45,440 | 14,311 | 217.52 | 359,520 | 141,015 | 154.95 | 0.07 | 7.91 | 9.85 |
| 24 Laos | 33,207 | 53,911 | -38.40 | 200,068 | 272,916 | -26.69 | 0.05 | 6.02 | 5.06 |
| 25 Serbia | 31,387 | 36,402 | -13.78 | 413,870 | 455,229 | -9.09 | 0.05 | 13.19 | 12.51 |



Women's & Girl's Woven Shirts

Specialized Report for Italy Cotton Apparel Imports

Units: Pieces

All values in actual Euros (\$1 = € 0.73 approx.)

Based on December 2010 Italy Imports

Data for Year-to-date December 2010

Source: International Development Systems Trade Monitoring Service



| Source | Total Trade | | | Total Value | | | Year-to-date December 2010 | | |
|-------------------------|-------------|------------|---------|-------------|-------------|---------|----------------------------|--------------------------|-------|
| | 2010 | 2009 | Change | 2010 | 2009 | Change | Market Share Total | Unit Values 2010 2009 | |
| World | 17,128,645 | 17,594,332 | -2.65 | 106,312,014 | 100,972,513 | 5.29 | 100.00 | 6.21 | 5.74 |
| Asia | 8,526,842 | 10,225,094 | -16.61 | 52,893,705 | 53,435,905 | -1.01 | 49.78 | 6.20 | 5.23 |
| NAFTA | 1,396 | 14,659 | -90.48 | 19,599 | 171,365 | -88.56 | 0.01 | 14.04 | 11.69 |
| North Africa | 692,284 | 587,956 | 17.74 | 6,865,346 | 6,863,716 | 0.02 | 4.04 | 9.92 | 11.67 |
| South America | 7,688 | 7,097 | 8.33 | 53,710 | 52,475 | 2.35 | 0.04 | 6.99 | 7.39 |
| South Asia | 5,955,549 | 4,835,848 | 23.15 | 27,551,717 | 21,309,354 | 29.29 | 34.77 | 4.63 | 4.41 |
| United States | 8,876 | 20,490 | -56.68 | 369,758 | 479,331 | -22.86 | 0.05 | 41.66 | 23.39 |
| 1 China (PRC) | 8,281,578 | 10,013,716 | -17.30 | 51,023,952 | 52,127,020 | -2.12 | 48.35 | 6.16 | 5.21 |
| 2 India | 4,337,275 | 2,880,667 | 50.56 | 21,479,102 | 14,455,291 | 48.59 | 25.32 | 4.95 | 5.02 |
| 3 Bangladesh | 1,475,948 | 1,687,551 | -12.54 | 5,420,733 | 5,932,893 | -8.63 | 8.62 | 3.67 | 3.52 |
| 4 Turkey | 1,037,826 | 1,096,631 | -5.36 | 10,785,284 | 10,113,032 | 6.65 | 6.06 | 10.39 | 9.22 |
| 5 Albania | 358,528 | 287,349 | 24.77 | 2,478,301 | 1,839,255 | 34.74 | 2.09 | 6.91 | 6.40 |
| 6 Tunisia | 334,701 | 352,053 | -4.93 | 4,271,571 | 4,490,132 | -4.87 | 1.95 | 12.76 | 12.75 |
| 7 Morocco | 313,566 | 212,360 | 47.66 | 2,521,224 | 2,194,549 | 14.89 | 1.83 | 8.04 | 10.33 |
| 8 Serbia | 231,204 | 87,654 | 163.77 | 1,942,045 | 695,466 | 179.24 | 1.35 | 8.40 | 7.93 |
| 9 Macedonia | 109,043 | 200,808 | -45.70 | 1,560,831 | 2,614,848 | -40.31 | 0.64 | 14.31 | 13.02 |
| 10 Indonesia | 103,374 | 78,759 | 31.25 | 730,786 | 509,045 | 43.56 | 0.60 | 7.07 | 6.46 |
| 11 Pakistan | 100,862 | 174,041 | -42.05 | 218,862 | 195,874 | 11.74 | 0.59 | 2.17 | 1.13 |
| 12 Croatia | 99,249 | 39,038 | 154.24 | 581,631 | 248,158 | 134.38 | 0.58 | 5.86 | 6.36 |
| 13 Thailand | 70,940 | 75,112 | -5.55 | 322,300 | 392,128 | -17.81 | 0.41 | 4.54 | 5.22 |
| 14 Egypt | 44,017 | 23,543 | 86.96 | 72,551 | 179,035 | -59.48 | 0.26 | 1.65 | 7.60 |
| 15 Sri Lanka | 37,281 | 86,520 | -56.91 | 420,622 | 692,657 | -39.27 | 0.22 | 11.28 | 8.01 |
| 16 Moldova | 33,814 | 43,320 | -21.94 | 453,667 | 623,968 | -27.29 | 0.20 | 13.42 | 14.40 |
| 17 Malaysia | 19,405 | 9,205 | 110.81 | 194,703 | 70,003 | 178.14 | 0.11 | 10.03 | 7.60 |
| 18 Philippines | 18,005 | 983 | 1731.64 | 176,401 | 5,150 | 3325.26 | 0.11 | 9.80 | 5.24 |
| 19 Nicaragua | 17,975 | 4,015 | 347.70 | 87,450 | 29,192 | 199.57 | 0.10 | 4.87 | 7.27 |
| 20 United Arab Emirates | 16,342 | 6,546 | 149.65 | 117,603 | 56,671 | 107.52 | 0.10 | 7.20 | 8.66 |

| Source | Total Trade | | | Total Value | | | Year-to-date December 2010 | | |
|------------------|-------------|--------|--------|-------------|---------|--------|----------------------------|-------------|-------|
| | 2010 | 2009 | Change | 2010 | 2009 | Change | Market Share Total | Unit Values | |
| | | | | | | | | 2010 | 2009 |
| 21 Vietnam | 13,859 | 15,959 | -13.16 | 300,140 | 68,477 | 338.31 | 0.08 | 21.66 | 4.29 |
| 22 Burma | 9,472 | 2,216 | 327.44 | 43,352 | 15,699 | 176.14 | 0.06 | 4.58 | 7.08 |
| 23 United States | 8,876 | 20,490 | -56.68 | 369,758 | 479,331 | -22.86 | 0.05 | 41.66 | 23.39 |
| 24 Hong Kong | 8,508 | 25,683 | -66.87 | 47,737 | 112,133 | -57.43 | 0.05 | 5.61 | 4.37 |